



COMICS AND INTERACTIVE GAMES FOR EXPLAINING THE  
FARM TO FORK STRATEGY TO PRIMARY SCHOOL STUDENTS  
2023-2-LV01-KA210-SCH-000174107



Kekava, 21-22 October 2025

# Psychometrics test and miniguide

Presented by  
Igor Vitale  
International




Co-funded by  
the European Union

Funded by the European Union. Views and opinions expressed are however those of the author(s) only and do not necessarily reflect those of the European Union or the National Agency. Neither the European Union nor National Agency can be held responsible for them.



# Description of the psychometric test

The psychometric test is an assessment tool developed within the project to evaluate children's and young learners' knowledge, attitudes, and motivation toward sustainable food systems after reading the comics and playing the game. It contains 25 multiple-choice questions, reflecting key principles of the European Green Deal, the Farm to Fork Strategy, and the Long-Term Vision for EU Rural Areas. Each question offers four alternatives (A-D), only one of which is correct. Participants completed equivalent national versions of the test to ensure comparable conditions and consistent evaluation across contexts.



---

## Latvia

Total participants: 55

Test structure: 25 items

Mean score: 18.4 / 25

Mean accuracy: 73.5%

Interpretative scale:

Enough points → Test effective

---

## Greece

Total participants: 62

Test structure: 25 items

Mean score: 21.7 / 25

Mean accuracy: 86.9% – 87.3%

Interpretative scale:

Enough points → Test effective

# Results



---

## Cross-country results

**Greek** students display more consolidated sustainable knowledge and attitudes.

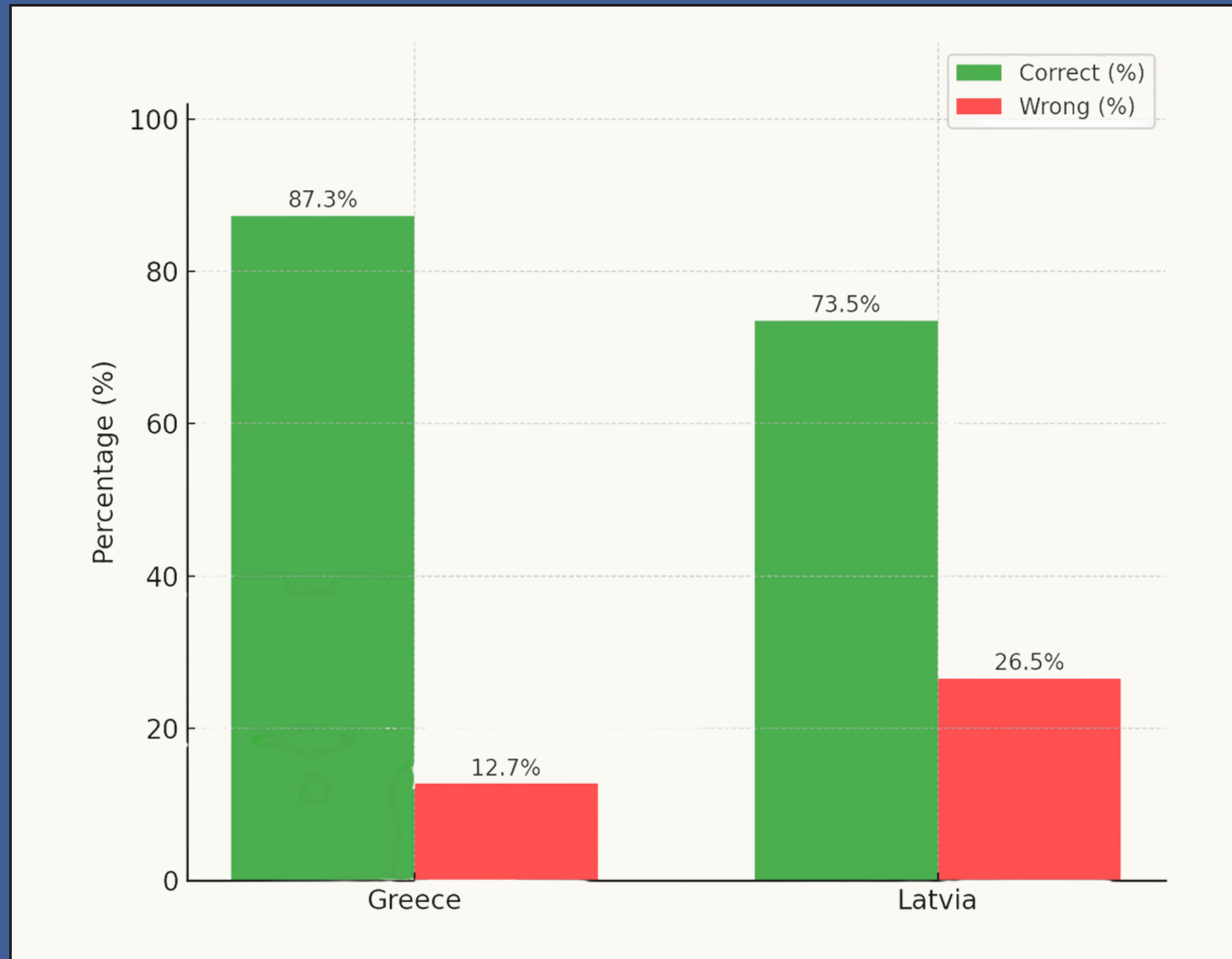
**Latvian** students show positive outcomes but more room for improvement.



Co-funded by  
the European Union


# Graphic results

$t(23) = 4.362, p = 0.00023, \text{Cohen's } d_p (dz) = 0.89 \text{ (large).}$



Greece shows a visibly larger share of correct responses ( $\approx 87\%$ ), while Latvia reaches  $\approx 73\%$ , confirming the quantitative results and the significant difference found by the paired t-test.





# Guide to administrate the test



## **Standardised conditions**

To ensure replicability of results across different countries, the test must be administered under standardised conditions: same structure, timing, and instructions for all participants.


---



## **Scoring and Data Processing**


Sum the correct responses; calculate mean, standard deviation (SD), and sample size for each country or group: statistical comparisons between groups with t-tests or ANOVA.

---



## **Statistical Reporting Example**

When replicating the administration, the results should be reported with descriptive and inferential statistics. Bar charts or histograms are recommended for clear communication of findings.



Environmental education and civic engagement programs in primary schools



Psychometric test and results



Guide to administrate the test

# Miniguide composition



# First Chapter

How Latvia, Italy, Greece integrate sustainability and civic engagement into primary education through curriculum reforms and hands-on projects.

# Second chapter

Psychometric Test and its results.



# Third chapter

How to administer the test under standardized conditions. It details timing, scoring, and data analysis procedures.

---

# Thank you for your attention



**Comics and Interactive Games for Explaining the  
Farm to Fork Strategy to Primary School Students**  
2023-2-LV01-KA210-SCH-000174107



Co-funded by  
the European Union

Funded by the European Union. Views and opinions expressed are however those of the author(s) only and do not necessarily reflect those of the European Union or State Education Development Agency Republic of Latvia (VIAA). Neither the European Union nor the granting authority VIAA can be held responsible for them.